

Materials

- *It's Up to Me* BLM 2
- scissors, glue, crayons

Directions


1. Cut out the two strips on BLM 2 and glue where indicated to make a longer strip.
2. Write the title above the story panels.

Language Activity


Students illustrate a story strip in the numbered panels and write a corresponding dialogue, either as speech balloons or sentences at the bottom of the panel (the number of panels used can be altered).

Cut on dotted lines. Glue this behind panel 3.

3.




2.




1.



4.



5.



6.

