

Materials

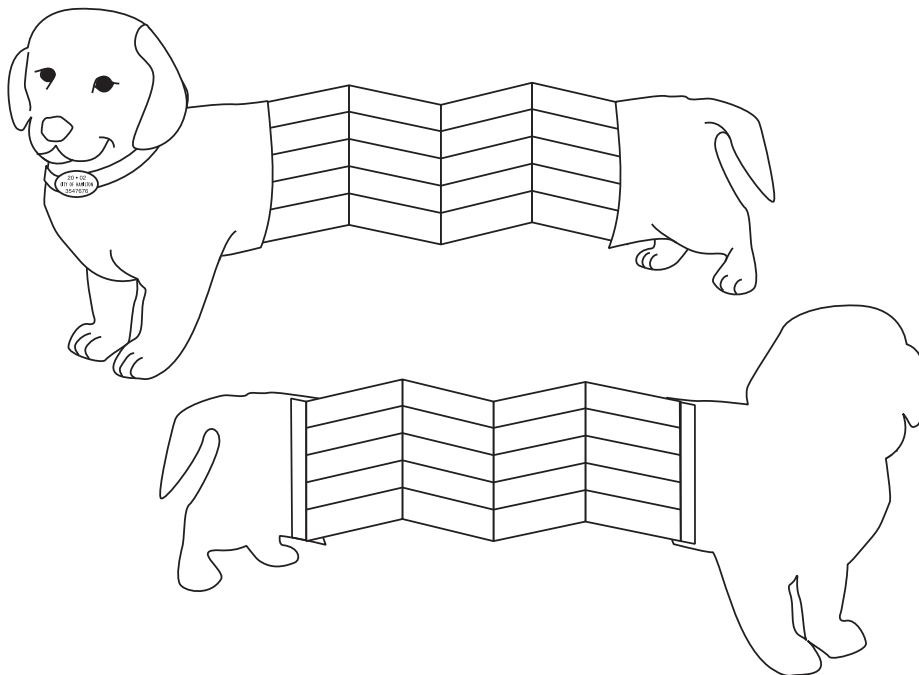
- *A Visit to the Animal Shelter* BLM 2 and BLM 3
- stapler, glue, crayons

Directions


1. Color and cut out BLM 2.
2. Write about animal shelters on the lines on BLM 3.
3. Cut out the rectangle on BLM 3.
4. Glue the tabs to the front and back of the dog.
5. Fold to bring the dog together with the writing pages inside.

Language Activity


Children write about animal shelters and share their writing with a partner.



Child's Name: _____



Child's Name: _____



glue				
glue				