

**Materials**


- *Think and Be Safe* BLM 2 and BLM 3
- scissors, glue, crayons

**Directions**

1. Copy BLM 2. Color and cut out the picture of Sammy Safety.
2. Copy BLM 3. Cut along the dotted line and accordion-fold lengthwise.
3. Glue the tab of BLM 3 near the bottom of the picture of Sammy Safety. This will help Sammy stand upright.

**Language Activity**

Children read and review safety rules and make an accordion-style book of Sammy Safety.




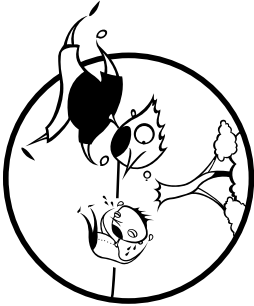





Child's Name: \_\_\_\_\_



Child's Name: \_\_\_\_\_

← glue BLM 2 here →

<p>If I am lost in a store,</p> 	<p>If I hear the smoke alarm,</p> 	<p>If I need help at home,</p> 	<p>If I need help on the street,</p> 
<p>I will look for an officer or store worker</p> 	<p>I will call the firefighters from my neighbor's house.</p> 	<p>I will call for an ambulance.</p> 	<p>I will go to a BLOCK PARENT'S house.</p> 