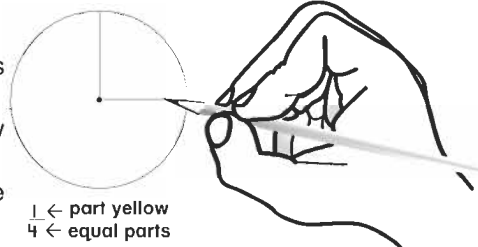


Name \_\_\_\_\_

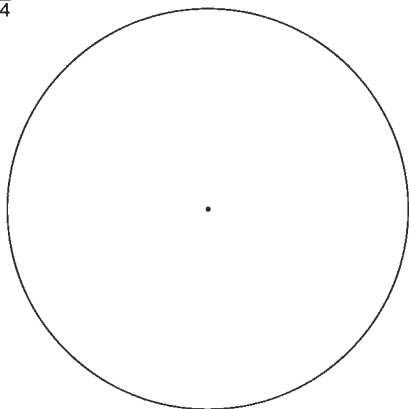
# Fraction Parts of a Circle

## Try This

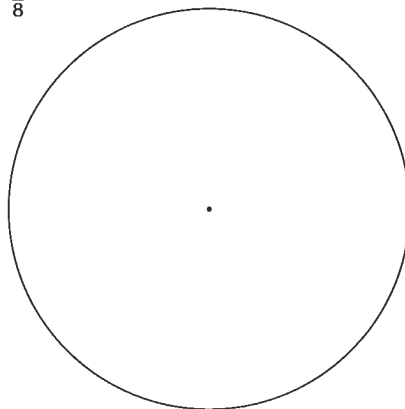
- Model the fraction with Fraction Circle parts on the circle.
- Trace around the Fraction Circle parts to draw the model of the fraction.
- Color the fraction parts below with the same color as the Fraction Circle parts.



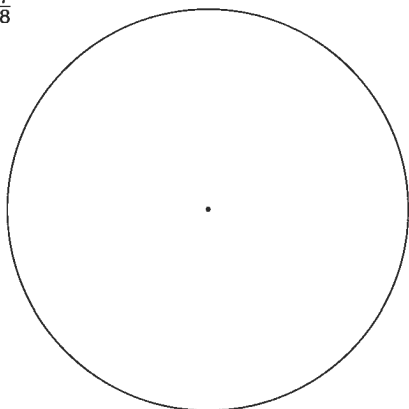
1.  $\frac{2}{4}$



2.  $\frac{5}{8}$



3.  $\frac{7}{8}$



4.  $\frac{3}{4}$

